



# Law Enforcement and Government Requests Report

How Kaspersky  
works with  
external  
requests  
worldwide

**kaspersky** BRING ON  
THE FUTURE



Proven.  
Transparent.  
Independent.

# Kaspersky's approach in dealing with law enforcement and government requests worldwide

Pioneering with greater transparency and accountability in cybersecurity, we share our approach in responding to requests from law enforcement and government organizations worldwide organizations for user-data and technical expertise. Core principles in our approach clarify how we cooperate in fighting cybercrime, so our users can be confident trusting Kaspersky cybersecurity solutions.

## Core principles in responding to law enforcement and government requests



### No access to user data and infrastructure

We never provide any law enforcement or government organization with access to user data or the company's infrastructure.



### Support to cross-border cybercrime investigations by sharing technical expertise

We help national, regional and international law enforcement agencies by assisting in cybercrime investigations, where our security experts provide technical expertise and non-personal technical information.



### Legal verification of all requests to ensure our compliance with applicable laws and procedures

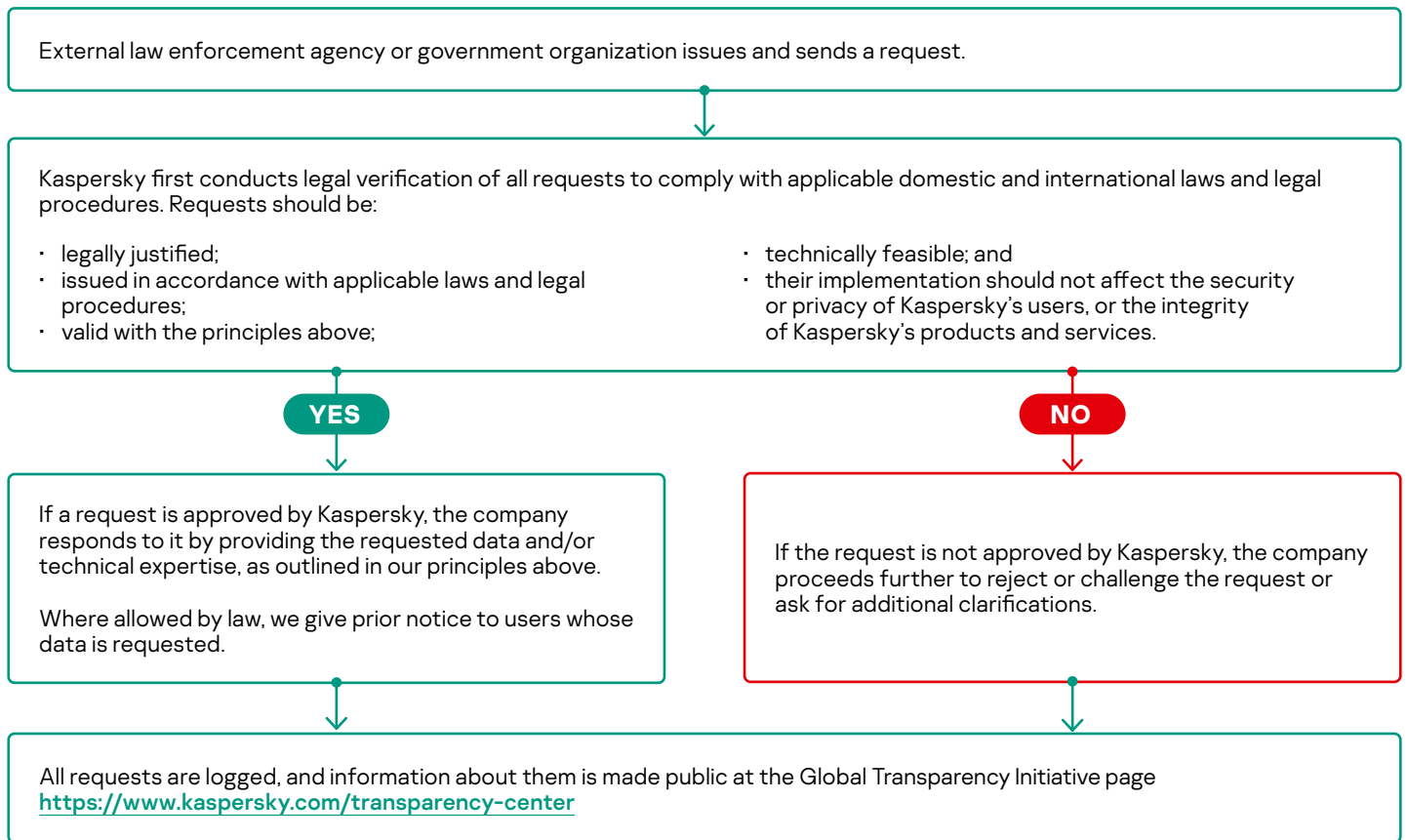
We verify compliance of incoming requests with applicable laws and legal procedures in countries where Kaspersky operates, be they narrow and specific or otherwise, and we may reject or challenge such requests.



### Requests for encryption keys or introducing undeclared capabilities are and always will be declined

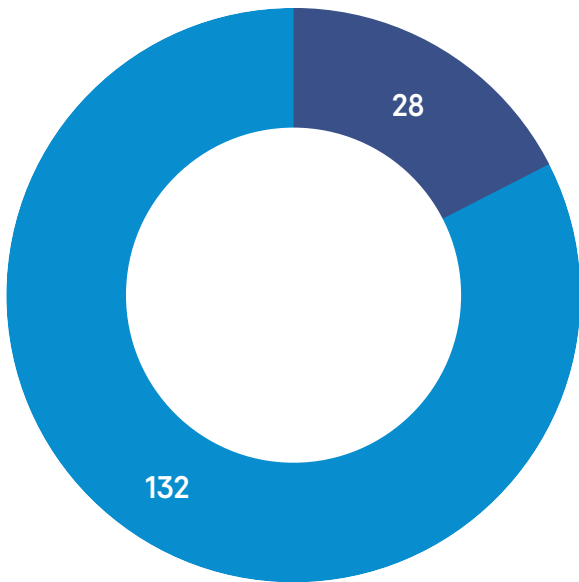
We do not provide any government, law enforcement agency or international organization with our encryption keys, and we do not add undeclared capabilities in our products and services.

# Steps in responding to law enforcement and government requests

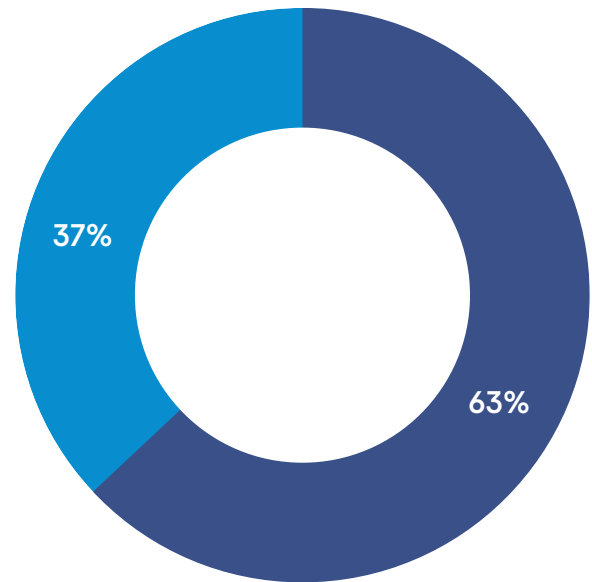


# Law Enforcement and Government Requests, 2020

| Country       | Total Number of Requests | Total Number of Requests for User Data | Total Number of Requests for Non-Personal Technical Information & Expertise |
|---------------|--------------------------|--|---|
| <b>TOTAL:</b> | <b>160</b>               | <b>28</b>                              | <b>132</b>  |
| Brazil        | 2                        | 0                                      | 2   |
| Chile         | 1                        | 0                                      | 1   |
| Colombia      | 1                        | 0                                      | 1   |
| Ecuador       | 2                        | 0                                      | 2   |
| France        | 11                       | 1                                      | 10  |
| Germany       | 7                        | 0                                      | 7   |
| India         | 2                        | 0                                      | 2   |
| Japan         | 11                       | 0                                      | 11  |
| Jordan        | 1                        | 0                                      | 1   |
| Marocco       | 1                        | 0                                      | 1   |
| Russia        | 93                       | 27                                     | 66  |
| Saudi Arabia  | 1                        | 0                                      | 1   |
| Singapore     | 3                        | 0                                      | 3   |
| South Korea   | 23                       | 0                                      | 23  |
| Spain         | 1                        | 0                                      | 1   |



- Total Number of Requests for User Data
- Total Number of Requests for Non-Personal Technical Information & Expertise



- Requests Processed and Approved
- Requests Processed and Rejected (No Data Found or Not Meeting Legal Verification Requirements)

## Requests for Non-Personal Technical Information & Expertise

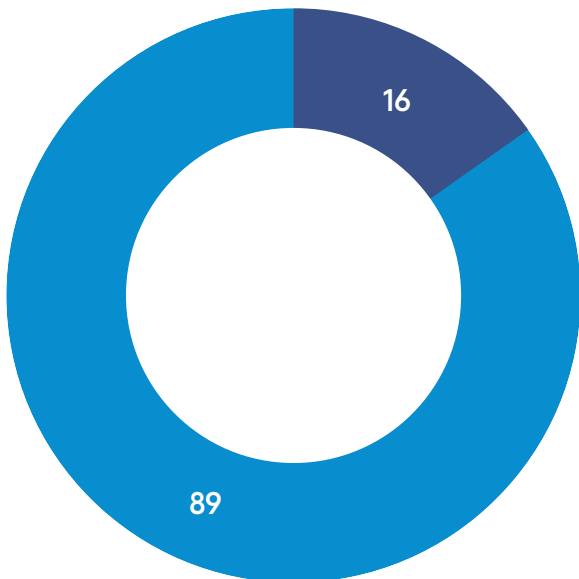
| Country       | Requests Processed and Approved |            | Requests Processed and Rejected<br>(No Data Found or Not Meeting Legal Verification Requirements) |           |
|---------------|---------------------------------|------------|---|-----------|
|               | Percentage                      | Count      | Percentage  | Count     |
| <b>TOTAL:</b> | <b>63%</b>                      | <b>101</b> | <b>19%</b>  | <b>31</b> |
| Brazil        | 100%                            | 2          | 0%  | 0         |
| Chile         | 100%                            | 1          | 0%  | 0         |
| Colombia      | 100%                            | 1          | 0%  | 0         |
| Ecuador       | 100%                            | 2          | 0%  | 0         |
| France        | 91%                             | 10         | 0%  | 0         |
| Germany       | 100%                            | 7          | 0%  | 0         |
| India         | 100%                            | 2          | 0%  | 0         |
| Japan         | 100%                            | 11         | 0%  | 0         |
| Jordan        | 100%                            | 1          | 0%  | 0         |
| Marocco       | 100%                            | 1          | 0%  | 0         |
| Russia        | 38%                             | 35         | 33%   | 31        |
| Saudi Arabia  | 100%                            | 1          | 0%  | 0         |
| Singapore     | 100%                            | 3          | 0%  | 0         |
| South Korea   | 100%                            | 23         | 0%  | 0         |
| Spain         | 100%                            | 1          | 0%  | 0         |

## Requests for User Data

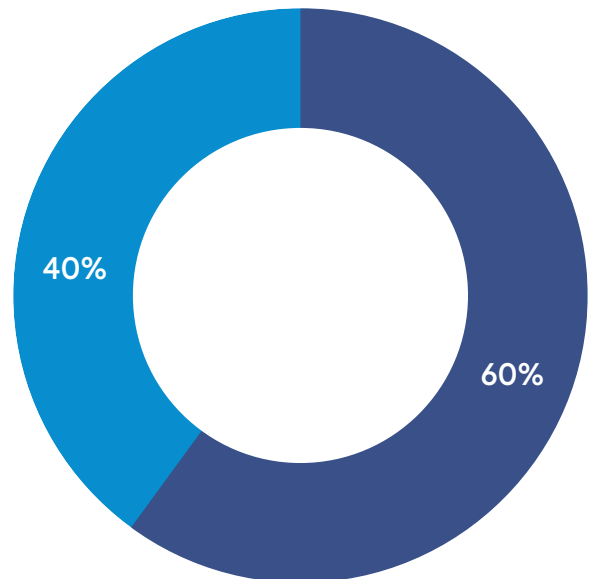
| Country       | Requests Processed and Approved |          | Requests Processed and Rejected<br>(No Data Found or Not Meeting Legal Verification Requirements) |           |
|---------------|---------------------------------|----------|---|-----------|
|               | Percentage                      | Count    | Percentage  | Count     |
| <b>TOTAL:</b> | <b>0%</b>                       | <b>0</b> | <b>18%</b>  | <b>28</b> |
| Brazil        | 0%                              | 0        | 0%  | 0         |
| Chile         | 0%                              | 0        | 0%  | 0         |
| Colombia      | 0%                              | 0        | 0%  | 0         |
| Ecuador       | 0%                              | 0        | 0%  | 0         |
| France        | 0%                              | 0        | 9%  | 1         |
| Germany       | 0%                              | 0        | 0%  | 0         |
| India         | 0%                              | 0        | 0%  | 0         |
| Japan         | 0%                              | 0        | 0%  | 0         |
| Jordan        | 0%                              | 0        | 0%  | 0         |
| Marocco       | 0%                              | 0        | 0%  | 0         |
| Russia        | 0%                              | 0        | 29%   | 27        |
| Saudi Arabia  | 0%                              | 0        | 0%  | 0         |
| Singapore     | 0%                              | 0        | 0%  | 0         |
| South Korea   | 0%                              | 0        | 0%  | 0         |
| Spain         | 0%                              | 0        | 0%  | 0         |

# Law Enforcement and Government Requests, H1 2021

| Country       | Total Number of Requests | Total Number of Requests for User Data | Total Number of Requests for Non-Personal Technical Information & Expertise |
|---------------|--------------------------|--|---|
| <b>TOTAL:</b> | <b>105</b>               | <b>16</b>                              | <b>89</b>   |
| Belgium       | 1                        | 0                                      | 1   |
| Brazil        | 2                        | 0                                      | 2   |
| Chile         | 1                        | 0                                      | 1   |
| Colombia      | 1                        | 0                                      | 1   |
| Denmark       | 1                        | 1                                      | 0   |
| Ecuador       | 1                        | 0                                      | 1   |
| France        | 6                        | 0                                      | 6   |
| Germany       | 3                        | 0                                      | 3   |
| India         | 1                        | 0                                      | 1   |
| Italy         | 5                        | 1                                      | 4   |
| Japan         | 10                       | 0                                      | 10  |
| Jordan        | 2                        | 0                                      | 2   |
| Russia        | 49                       | 14                                     | 35  |
| Singapore     | 3                        | 0                                      | 3   |
| South Korea   | 12                       | 0                                      | 12  |
| Spain         | 5                        | 0                                      | 5   |
| Vietnam       | 2                        | 0                                      | 2   |



- Total Number of Requests for User Data
- Total Number of Requests for Non-Personal Technical Information & Expertise



- Requests Processed and Approved
- Requests Processed and Rejected (No Data Found or Not Meeting Legal Verification Requirements)

## Requests for Non-Personal Technical Information & Expertise

| Country       | Requests Processed and Approved |           | Requests Processed and Rejected<br>(No Data Found or Not Meeting Legal Verification Requirements) |           |
|---------------|---------------------------------|-----------|---|-----------|
|               | %                               | Count     | %   | Count     |
| <b>TOTAL:</b> | <b>60%</b>                      | <b>63</b> | <b>25%</b>  | <b>26</b> |
| Belgium       | 100%                            | 1         | 0%  | 0         |
| Brazil        | 100%                            | 2         | 0%  | 0         |
| Chile         | 100%                            | 1         | 0%  | 0         |
| Colombia      | 100%                            | 1         | 0%  | 0         |
| Denmark       | 0%                              | 0         | 0%  | 0         |
| Ecuador       | 100%                            | 1         | 0%  | 0         |
| France        | 100%                            | 6         | 0%  | 0         |
| Germany       | 100%                            | 3         | 0%  | 0         |
| India         | 100%                            | 1         | 0%  | 0         |
| Italy         | 60%                             | 3         | 20%   | 1         |
| Japan         | 100%                            | 10        | 0%  | 0         |
| Jordan        | 100%                            | 2         | 0%  | 0         |
| Russia        | 20%                             | 10        | 51%   | 25        |
| Singapore     | 100%                            | 3         | 0%  | 0         |
| South Korea   | 100%                            | 12        | 0%  | 0         |
| Spain         | 100%                            | 5         | 0%  | 0         |
| Vietnam       | 100%                            | 2         | 0%  | 0         |

## Requests for User Data

| Country       | Requests Processed and Approved |          | Requests Processed and Rejected<br>(No Data Found or Not Meeting Legal Verification Requirements) |           |
|---------------|---------------------------------|----------|---|-----------|
|               | %                               | Count    | %   | Count     |
| <b>TOTAL:</b> | <b>0%</b>                       | <b>0</b> | <b>15%</b>  | <b>16</b> |
| Belgium       | 0%                              | 0        | 0%  | 0         |
| Brazil        | 0%                              | 0        | 0%  | 0         |
| Chile         | 0%                              | 0        | 0%  | 0         |
| Colombia      | 0%                              | 0        | 0%  | 0         |
| Denmark       | 0%                              | 0        | 100%  | 1         |
| Ecuador       | 0%                              | 0        | 0%  | 0         |
| France        | 0%                              | 0        | 0%  | 0         |
| Germany       | 0%                              | 0        | 0%  | 0         |
| India         | 0%                              | 0        | 0%  | 0         |
| Italy         | 0%                              | 0        | 20%   | 1         |
| Japan         | 0%                              | 0        | 0%  | 0         |
| Jordan        | 0%                              | 0        | 0%  | 0         |
| Russia        | 0%                              | 0        | 29%   | 14        |
| Singapore     | 0%                              | 0        | 0%  | 0         |
| South Korea   | 0%                              | 0        | 0%  | 0         |
| Spain         | 0%                              | 0        | 0%  | 0         |
| Vietnam       | 0%                              | 0        | 0%  | 0         |

---

Global Transparency Initiative:  
[www.kaspersky.com/transparency-center](http://www.kaspersky.com/transparency-center)  
Kaspersky Transparency Centers:  
[www.kaspersky.com/transparency-center-offices](http://www.kaspersky.com/transparency-center-offices)  
IT Security News:  
[kaspersky.com/blog](http://kaspersky.com/blog)

[www.kaspersky.com](http://www.kaspersky.com)

**kaspersky**